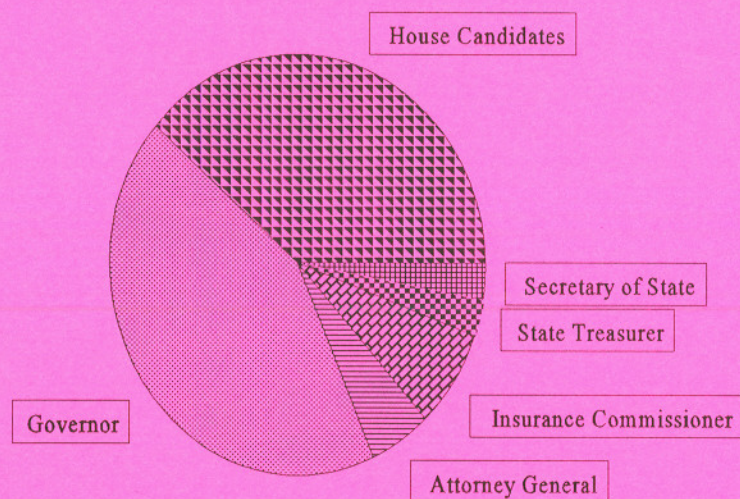
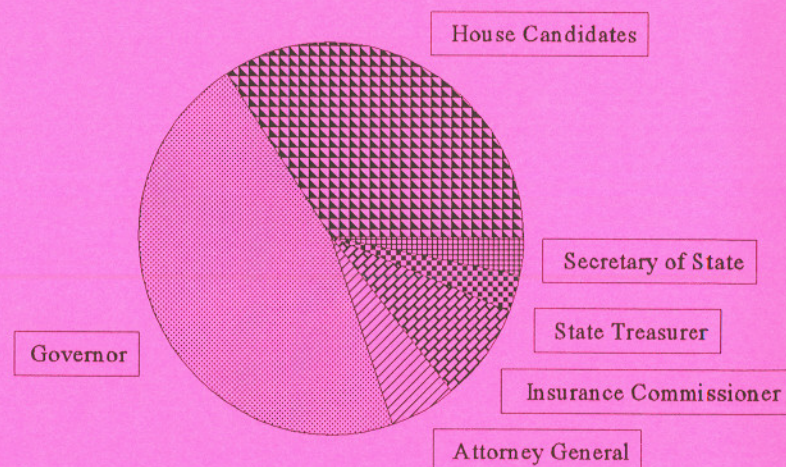


STATISTICAL SUMMARY OF 1998 STATEWIDE and HOUSE CAMPAIGN FINANCE DATA

Contributions



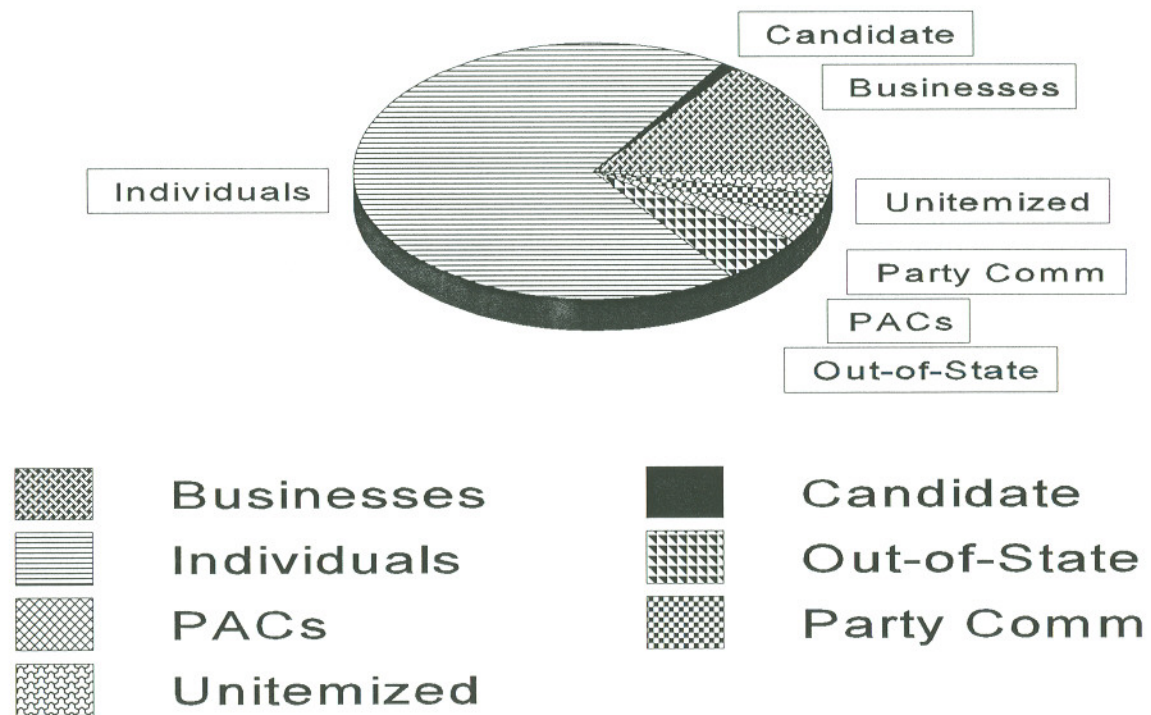
Expenditures



Kansas Governmental Ethics Commission
109 West 9th, Suite 504
Topeka, Kansas 66612
(785) 296-4219

CANDIDATES FOR GOVERNOR

MONETARY CONTRIBUTIONS



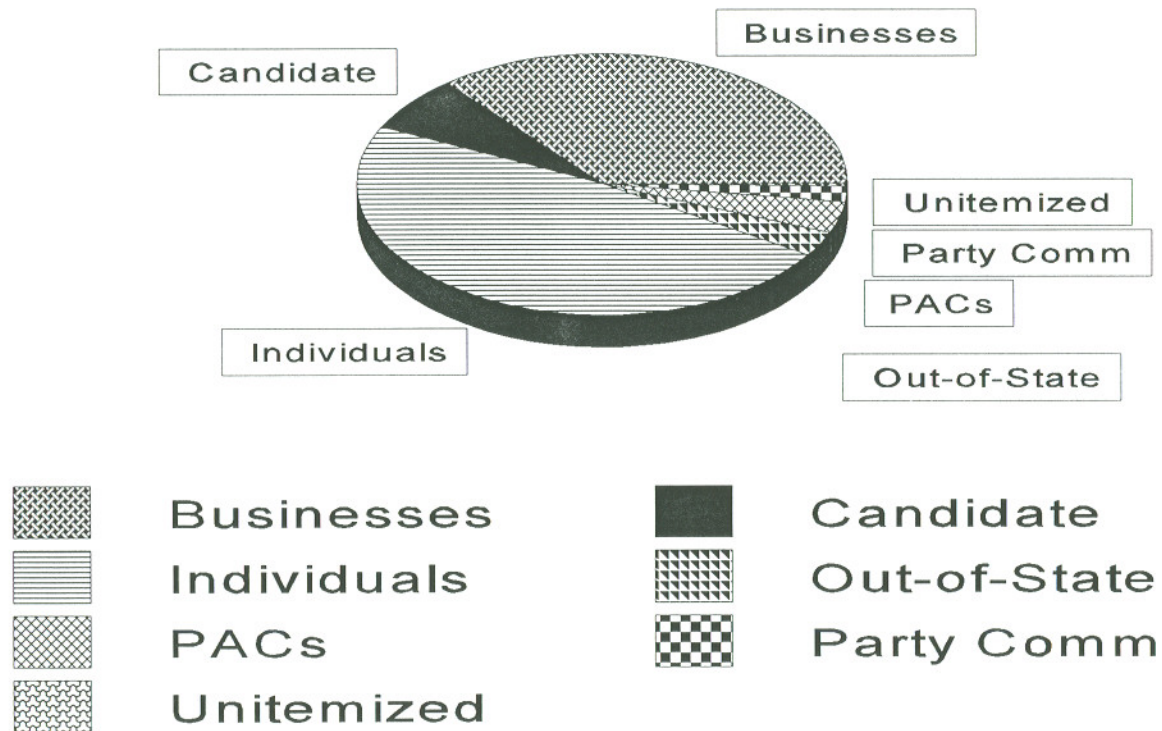
1998 ELECTION CYCLE MONETARY CONTRIBUTIONS TO GUBERNATORIAL CANDIDATES

TYPE OF CONTRIBUTOR	CANDIDATE								
	Total Amount	% of Total Contributions	Incumbent	Non-Incumbent	Democrat Incumbent	Democrat Non-Incumbent	Republican Incumbent	Republican Non-Incumbent	Non-Incumbent Libertarian & Independent
Businesses, Corporations, Unions	\$541,653.80	15%	\$457,153.99	\$84,499.81	\$0.00	\$28,755.31	\$457,153.99	\$55,644.50	\$100.00
Candidates/Spouse's Personal Funds	\$17,696.92	1%	\$0.00	\$17,696.92	\$0.00	\$1,200.00	\$0.00	\$16,496.92	\$0.00
Individuals	\$2,482,368.14	69%	\$2,119,579.84	\$362,788.30	\$0.00	\$80,002.00	\$2,119,579.84	\$272,647.30	\$10,139.00
Out-of-State Organizations	\$213,010.00	6%	\$193,425.00	\$19,585.00	\$0.00	\$14,350.00	\$193,425.00	\$5,235.00	\$0.00
Political Action Committees	\$138,657.00	3%	\$114,885.00	\$23,772.00	\$0.00	\$22,597.00	\$114,885.00	\$1,075.00	\$100.00
Party Committees	\$111,150.00	3%	\$34,650.00	\$76,500.00	\$0.00	\$76,400.00	\$34,650.00	\$0.00	\$100.00
Unitemized & Miscellaneous	\$106,491.56	3%	\$37,143.63	\$69,347.93	\$0.00	\$1,267.98	\$37,143.63	\$68,042.32	\$37.63
Total Contributions	\$3,611,027.42	100%	\$2,956,837.46	\$654,189.96	\$0.00	\$224,572.29	\$2,956,837.46	\$419,141.04	\$10,476.63

Number of Candidates	Won	1		1	0	0	0	1	0	0
	Lost	5		0	5	0	2	0	1	2
	Total	6		1	5	0	2	1	1	2

CANDIDATES FOR GOVERNOR

IN-KIND CONTRIBUTIONS



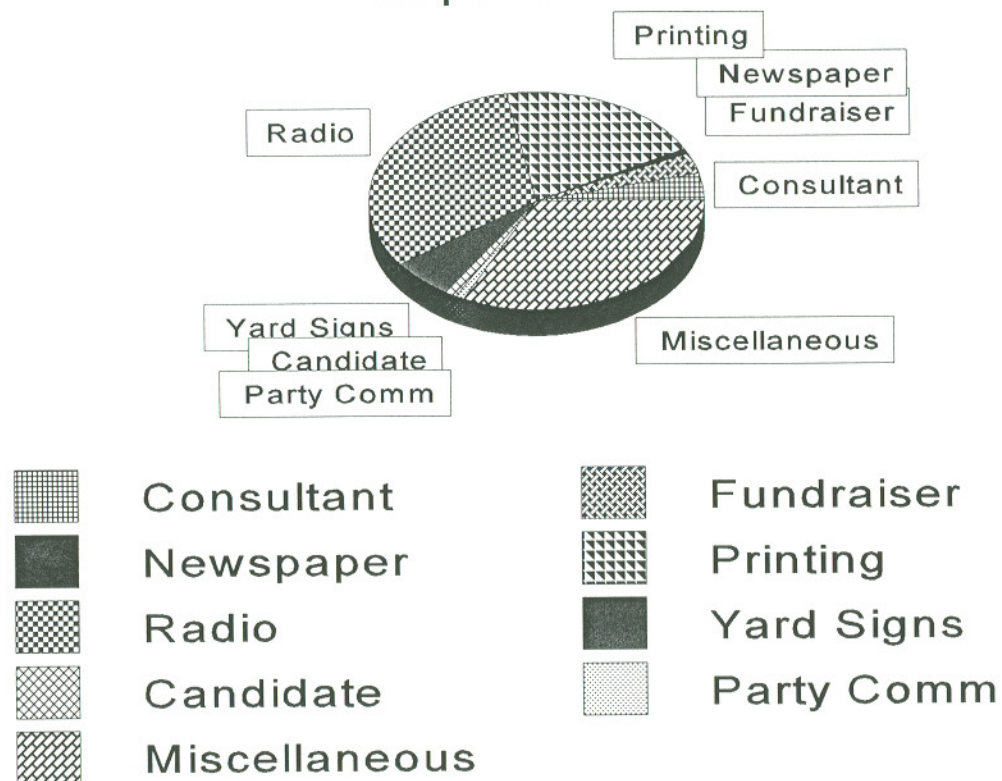
1998 ELECTION CYCLE IN-KIND CONTRIBUTIONS TO GUBERNATORIAL CANDIDATES

TYPE OF CONTRIBUTOR	CANDIDATE								
	Total Amount	% of Total Contributions	Incumbent	Non-Incumbent	Democrat Incumbent	Democrat Non-Incumbent	Republican Incumbent	Republican Non-Incumbent	Non-Incumbent Libertarian & Independent
Businesses, Corporations, Unions	\$38,321.90	36%	\$15,154.27	\$23,167.63	\$0.00	\$12,865.08	\$15,154.27	\$10,302.55	\$0.00
Candidates/Spouse's Personal Funds	\$7,444.28	7%	\$0.00	\$7,444.28	\$0.00	\$2,700.00	\$0.00	\$2,253.35	\$2,490.93
Individuals	\$51,919.03	48%	\$38,148.55	\$13,770.48	\$0.00	\$2,422.60	\$38,148.55	\$10,747.88	\$600.00
Out-of-State Organizations	\$2,757.00	3%	\$2,757.00	\$0.00	\$0.00	\$0.00	\$2,757.00	\$0.00	\$0.00
Political Action Committees	\$4,865.94	4%	\$959.66	\$3,906.28	\$0.00	\$0.00	\$959.66	\$3,906.28	\$0.00
Party Committees	\$1,959.88	1.8%	\$0.00	\$1,959.88	\$0.00	\$1,959.88	\$0.00	\$0.00	\$0.00
Unitemized & Miscellaneous	\$207.73	.2%	\$0.00	\$207.73	\$0.00	\$0.00	\$0.00	\$207.73	\$0.00
Total Contributions	\$107,475.76	100%	\$57,019.48	\$50,456.28	\$0.00	\$19,947.56	\$57,019.48	\$27,417.79	\$3,090.93

Number of Candidates	Won		Lost						
	1		1	0	0	0	1	0	0
	5		0	5	0	2	0	1	2
	6		1	5	0	2	1	1	2

CANDIDATES FOR GOVERNOR

Expenditures




1998 ELECTION CYCLE EXPENDITURES FOR GUBERNATORIAL CANDIDATES

TYPE OF EXPENDITURE	CANDIDATE								
	Total Amount	% of Total Expenditures	Incumbent	Non-Incumbent	Democrat Incumbent	Democrat Non-Incumbent	Republican Incumbent	Republican Non-Incumbent	Non-Incumbent Libertarian & Independent
Consultant	\$151,591.00	4%	\$151,591.00	\$0.00	\$0.00	\$0.00	\$151,591.00	\$0.00	\$0.00
Fundraiser	\$92,626.00	3%	\$74,437.00	\$18,189.00	\$0.00	\$1,572.00	\$74,437.00	\$16,617.00	\$0.00
Newspaper Advertising	\$38,259.00	1%	\$34,811.00	\$3,448.00	\$0.00	\$1,100.00	\$34,811.00	\$2,348.00	\$0.00
Printing, Postage and Distribution	\$719,020.00	20%	\$574,558.00	\$144,462.00	\$0.00	\$19,019.00	\$574,558.00	\$124,562.00	\$881.00
Radio and Television Advertising	\$1,091,329.00	32%	\$865,454.00	\$225,875.00	\$0.00	\$126,829.00	\$865,454.00	\$92,366.00	\$6,680.00
Yard Signs, Bumper Stickers, etc	\$209,007.00	6%	\$153,612.00	\$55,395.00	\$0.00	\$3,745.00	\$153,612.00	\$50,913.00	\$737.00
Reimbursement to Candidate	\$43,599.00	1%	\$39,453.00	\$4,146.00	\$0.00	\$987.00	\$39,453.00	\$2,459.00	\$700.00
Party	\$2,771.00	1%	\$0.00	\$2,825.00	\$0.00	\$2,825.00	\$0.00	\$0.00	\$0.00
Miscellaneous	\$1,091,571.00	32%	\$895,614.00	\$195,903.00	\$0.00	\$65,877.00	\$895,614.00	\$128,547.00	\$1,479.00
Total Expenditures	\$3,439,773.00	100%	\$2,789,530.00	\$650,243.00	\$0.00	\$221,954.00	\$2,789,530.00	\$417,812.00	\$10,477.00

Number of Candidates	Won								
		1	1	0	0	0	1	0	0
	Lost	5	0	5	0	2	0	1	2
	Total	6	1	5	0	2	1	1	2

CANDIDATES FOR ATTORNEY GENERAL

MONETARY CONTRIBUTIONS



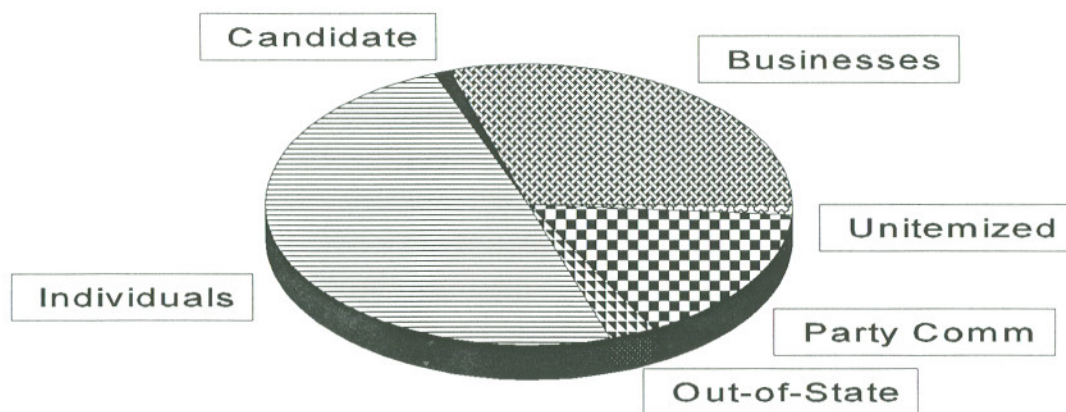
1998 ELECTION CYCLE MONETARY CONTRIBUTIONS TO ATTORNEY GENERAL CANDIDATES

TYPE OF CONTRIBUTOR	CANDIDATE								
	Total Amount	% of Total Contributions	Incumbent	Non-Incumbent	Democrat Incumbent	Democrat Non-Incumbent	Republican Incumbent	Republican Non-Incumbent	Non-Incumbent Libertarian & Independent
Businesses, Corporations, Unions	\$54,315.00	12%	\$52,315.00	\$2,000.00	N/A	\$2,000.00	\$52,315.00	N/A	N/A
Candidates/Spouse's Personal Funds	\$2,000.00	1%	\$0.00	\$2,000.00	N/A	\$2,000.00	\$0.00	N/A	N/A
Individuals	\$271,713.19	63%	\$253,388.19	\$18,325.00	N/A	\$18,325.00	\$253,388.19	N/A	N/A
Out-of-State Organizations	\$42,100.00	10%	\$31,550.00	\$10,550.00	N/A	\$10,550.00	\$31,550.00	N/A	N/A
Political Action Committees	\$33,750.00	8%	\$28,050.00	\$5,700.00	N/A	\$5,700.00	\$28,050.00	N/A	N/A
Party Committees	\$11,025.00	3%	\$675.00	\$10,350.00	N/A	\$10,350.00	\$675.00	N/A	N/A
Unitemized & Miscellaneous	\$16,359.89	4%	\$14,830.01	\$1,529.88	N/A	\$1,529.88	\$14,830.01	N/A	N/A
Total Contributions	\$431,263.08	100%	\$380,808.20	\$50,454.88	N/A	\$50,454.88	\$380,808.20	N/A	N/A

Number of Candidates	Won	1		1	0		0	1	
	Lost	2		0	2		2	0	
	Total	3		1	2		2	1	

CANDIDATES FOR ATTORNEY GENERAL

IN-KIND CONTRIBUTIONS





1998 ELECTION CYCLE IN-KIND CONTRIBUTIONS TO ATTORNEY GENERAL CANDIDATES

TYPE OF CONTRIBUTOR	CANDIDATE								
	Total Amount	% of Total Contributions	Incumbent	Non-Incumbent	Democrat Incumbent	Democrat Non-Incumbent	Republican Incumbent	Republican Non-Incumbent	Non-Incumbent Libertarian & Independent
Businesses, Corporations, Unions	\$688.59	30%	\$6,888.59	\$0.00	N/A	\$0.00	\$688.59	N/A	N/A
Candidates/Spouse's Personal Funds	\$214.20	1%	\$0.00	\$214.20	N/A	\$214.20	\$0.00	N/A	N/A
Individuals	\$11,109.53	49%	\$10,046.23	\$1,063.30	N/A	\$1,063.30	\$10,046.23	N/A	N/A
Out-of-State Organizations	\$700.26	3%	\$700.26	\$0.00	N/A	\$0.00	\$700.26	N/A	N/A
Political Action Committees	\$0.00	0%	\$0.00	\$0.00	N/A	\$0.00	\$0.00	N/A	N/A
Party Committees	\$3,831.33	16%	\$2,669.33	\$1,162.00	N/A	\$1,162.00	\$2,669.33	N/A	N/A
Unitemized & Miscellaneous	\$35.88	1%	\$0.00	\$35.88	N/A	\$35.88	\$0.00	N/A	N/A
Total Contributions	\$22,779.79	100%	\$20,304.10	\$2,475.38	N/A	\$2,475.38	\$20,304.41	N/A	N/A

Number of Candidates	Won								
	Lost								
	Total								
		1		1	0		0	1	
		2		0	2		2	0	
		3		1	2		2	1	

CANDIDATES FOR ATTORNEY GENERAL EXPENDITURES


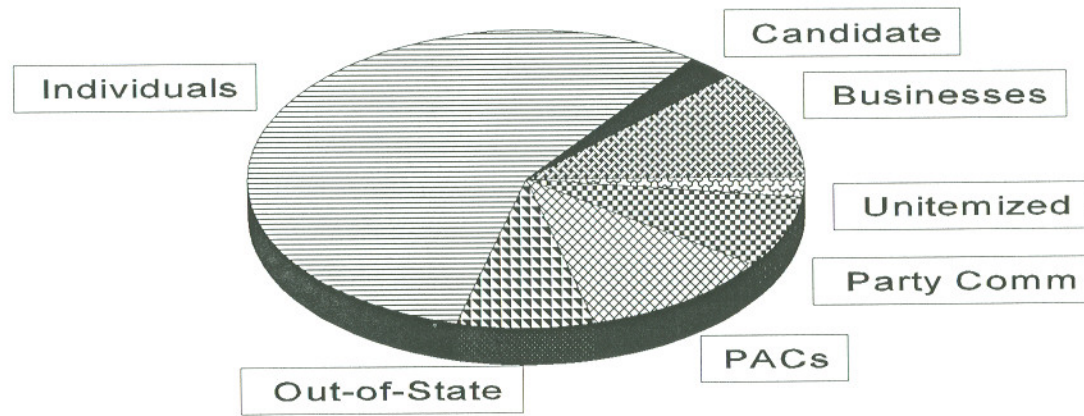


1998 ELECTION CYCLE EXPENDITURES FOR ATTORNEY GENERAL CANDIDATES

TYPE OF EXPENDITURE	CANDIDATE								
	Total Amount	% of Total Expenditures	Incumbent	Non-Incumbent	Democrat Incumbent	Democrat Non-Incumbent	Republican Incumbent	Republican Non-Incumbent	Non-Incumbent Libertarian & Independent
Consultant	\$0.00	7%	\$0.00	\$0.00	N/A	\$0.00	\$0.00	N/A	N/A
Fundraiser	\$28,801.00	4%	\$28,801.00	\$0.00	N/A	\$0.00	\$28,801.00	N/A	N/A
Newspaper Advertising	\$8,099.00	13.8%	\$5,718.00	\$12,381.00	N/A	\$12,381.00	\$5,718.00	N/A	N/A
Printing, Postage and Distribution	\$56,017.00	21%	\$52,848.00	\$3,169.00	N/A	\$3,169.00	\$52,848.00	N/A	N/A
Radio and Television Advertising	\$85,557.00	21%	\$58,505.00	\$27,052.00	N/A	\$27,052.00	\$58,505.00	N/A	N/A
Yard Signs, Bumper Stickers, etc	\$87,637.00	5%	\$81,186.00	\$6,451.00	N/A	\$6,451.00	\$81,186.00	N/A	N/A
Reimbursement to Candidate	\$20,332.00	28%	\$20,332.00	\$0.00	N/A	\$0.00	\$20,332.00	N/A	N/A
Party	\$778.00	.2%	\$278.00	\$500.00	N/A	\$500.00	\$278.00	N/A	N/A
Miscellaneous	\$111,399.00	28%	\$110,497.00	\$902.00	N/A	\$902.00	\$110,497.00	N/A	N/A
Total Expenditures	\$408,620.00	100%	\$358,165.00	\$50,455.00	N/A	\$50,455.00	\$358,165.00	N/A	N/A

Number of Candidates	Won								
	Lost	1	0	1	0	1	0	1	
	Total	2	2	2	2	2	1	1	

CANDIDATES FOR INSURANCE COMMISSIONER MONETARY CONTRIBUTIONS

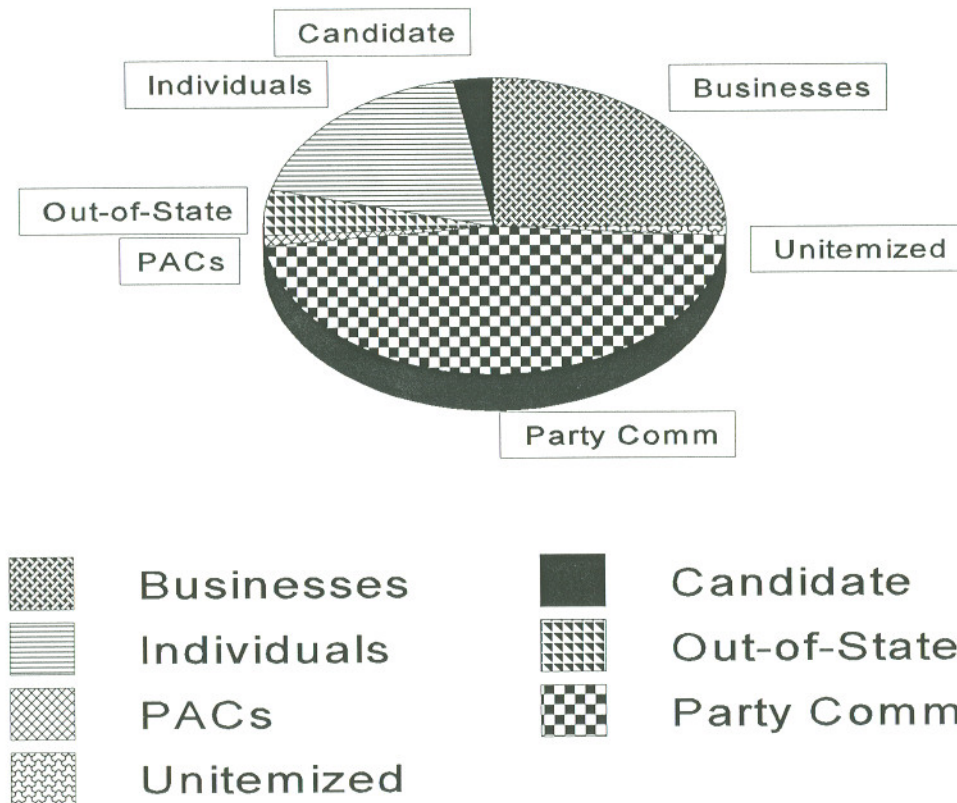


1998 ELECTION CYCLE MONETARY CONTRIBUTIONS TO INSURANCE COMMISSIONER CANDIDATES

TYPE OF CONTRIBUTOR	CANDIDATE								
	Total Amount	% of Total Contributions	Incumbent	Non-Incumbent	Democrat Incumbent	Democrat Non-Incumbent	Republican Incumbent	Republican Non-Incumbent	Non-Incumbent Libertarian & Independent
Businesses, Corporations, Unions	\$75,177.38	12%	\$72,602.38	\$2,575.00	\$72,602.38	N/A	N/A	\$2,575.00	N/A
Candidates/Spouse's Personal Funds	\$14,955.67	2%	\$0.00	\$1,495,567.00	\$0.00	N/A	N/A	\$14,955.67	N/A
Individuals	\$339,960.34	56%	\$306,345.34	\$33,615.00	\$306,345.34	N/A	N/A	\$33,615.00	N/A
Out-of-State Organizations	\$48,650.00	8%	\$43,650.00	\$5,000.00	\$43,650.00	N/A	N/A	\$5,000.00	N/A
Political Action Committees	\$67,223.48	11%	\$65,813.48	\$1,410.00	\$65,813.48	N/A	N/A	\$1,410.00	N/A
Party Committees	\$49,850.00	8%	\$6,075.00	\$43,775.00	\$6,075.00	N/A	N/A	\$43,775.00	N/A
Unitemized & Miscellaneous	\$11,307.84	2%	\$4,584.34	\$6,723.50	\$4,584.34	N/A	N/A	\$6,723.00	N/A
Total Contributions	\$607,124.74	100%	\$499,070.54	\$108,054.17	\$499,070.54	N/A	N/A	\$108,054.17	N/A

Number of Candidates	Won	Lost	Total						
	1			1	0	1		0	
	2			0	2	0		2	
	3			1	2	1		2	

CANDIDATES FOR INSURANCE COMMISSIONER IN-KIND CONTRIBUTIONS

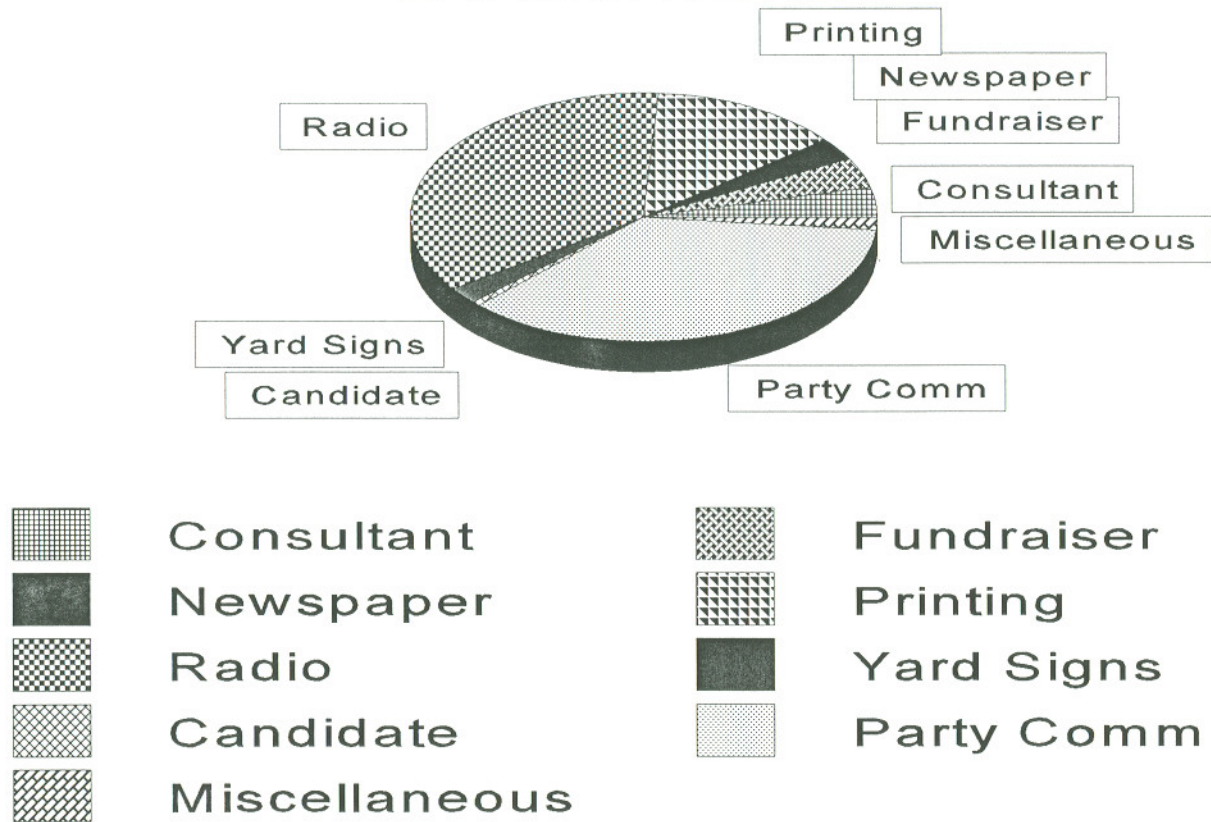


1998 ELECTION CYCLE IN-KIND CONTRIBUTIONS TO INSURANCE COMMISSIONER CANDIDATES

TYPE OF CONTRIBUTOR	CANDIDATE								
	Total Amount	% of Total Contributions	Incumbent	Non-Incumbent	Democrat Incumbent	Democrat Non-Incumbent	Republican Incumbent	Republican Non-Incumbent	Non-Incumbent Libertarian & Independent
Businesses, Corporations, Unions	\$9,359.52	25%	\$7,791.01	\$1,568.51	\$7,791.01	N/A	N/A	\$1,568.51	N/A
Candidates/Spouse's Personal Funds	\$1,289.37	3%	\$226.37	\$1,063.00	\$226.37	N/A	N/A	\$1,063.00	N/A
Individuals	\$6,323.42	18%	\$6,038.31	\$285.11	\$6,038.31	N/A	N/A	\$285.11	N/A
Out-of-State Organizations	\$2,000.00	5%	\$2,000.00	\$0.00	\$2,000.00	N/A	N/A	\$0.00	N/A
Political Action Committees	\$356.62	1%	\$356.62	\$0.00	\$356.62	N/A	N/A	\$0.00	N/A
Party Committees	\$17,419.52	47%	\$259.52	\$17,160.00	\$259.52	N/A	N/A	\$17,160.00	N/A
Unitemized & Miscellaneous	\$249.68	1%	\$0.00	\$249.68	\$0.00	N/A	N/A	\$249.68	N/A
Total Contributions	\$36,998.13	100%	\$16,671.83	\$20,326.58	\$16,671.83	N/A	N/A	\$20,326.58	N/A

Number of Candidates	Won	1		1	0	1			0
	Lost	2		0	2	0			2
	Total	3		1	2	1			2

CANDIDATES FOR INSURANCE COMMISSIONER EXPENDITURES



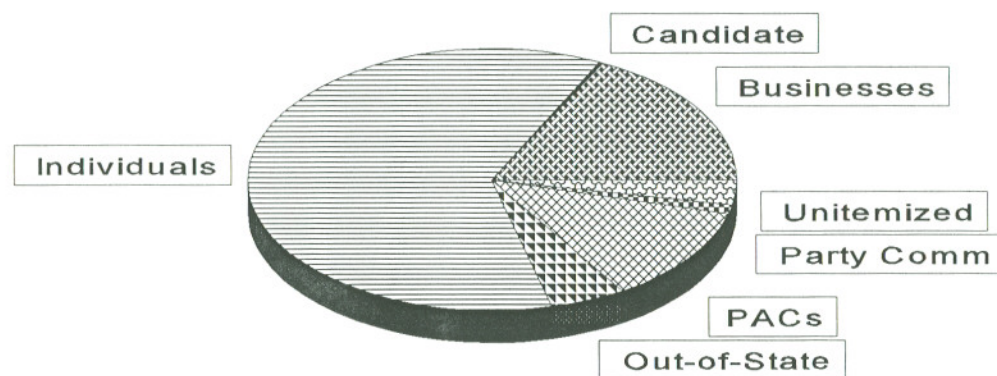
1998 ELECTION CYCLE EXPENDITURES FOR INSURANCE COMMISSIONER CANDIDATES

TYPE OF EXPENDITURE	CANDIDATE								
	Total Amount	% of Total Expenditures	Incumbent	Non-Incumbent	Democrat Incumbent	Democrat Non-Incumbent	Republican Incumbent	Republican Non-Incumbent	Non-Incumbent Libertarian & Independent
Consultant	\$26,791.00	4%	\$26,791.00	\$0.00	\$26,791.00	N/A	N/A	\$0.00	N/A
Fundraiser	\$24,640.00	4%	\$24,349.00	\$291.00	\$24,349.00	N/A	N/A	\$291.00	N/A
Newspaper Advertising	\$17,364.00	3%	\$8,159.00	\$9,205.00	\$8,159.00	N/A	N/A	\$9,205.00	N/A
Printing, Postage and Distribution	\$78,461.00	13%	\$62,184.00	\$16,277.00	\$62,184.00	N/A	N/A	\$16,277.00	N/A
Radio and Television Advertising	\$212,827.00	36%	\$164,881.00	\$47,946.00	\$164,881.00	N/A	N/A	\$47,946.00	N/A
Yard Signs, Bumper Stickers, etc	\$13,047.00	2%	\$5,057.00	\$7,990.00	\$5,057.00	N/A	N/A	\$7,990.00	N/A
Reimbursement to Candidate	\$2,824.00	.5%	\$0.00	\$2,824.00	\$0.00	N/A	N/A	\$2,824.00	N/A
Party	\$8,325.00	36%	\$8,325.00	\$0.00	\$8,325.00	N/A	N/A	\$0.00	N/A
Miscellaneous	\$213,728.00	1.5%	\$191,271.00	\$22,457.00	\$191,271.00	N/A	N/A	\$22,457.00	N/A
Total Expenditures	\$598,007.00	100%	\$491,017.00	\$106,990.00	\$491,017.00	N/A	N/A	\$106,990.00	N/A

Number of Candidates	Won	1		1	0	1			0
	Lost	2		0	2	0			2
	Total	3		1	2	1			2

CANDIDATES FOR SECRETARY OF STATE

MONETARY CONTRIBUTIONS





1998 ELECTION CYCLE MONETARY CONTRIBUTIONS TO SECRETARY OF STATE

TYPE OF CONTRIBUTOR	CANDIDATE								
	Total Amount	% of Total Contributions	Incumbent	Non-Incumbent	Democrat Incumbent	Democrat Non-Incumbent	Republican Incumbent	Republican Non-Incumbent	Non-Incumbent Libertarian & Independent
Businesses, Corporations, Unions	\$37,060.59	18%	\$35,219.59	\$1,850.00	N/A	\$1,850.00	\$35,219.59	N/A	N/A
Candidates/Spouse's Personal Funds	\$1,100.00	1%	\$0.00	\$1,100.00	N/A	\$1,100.00	\$0.00	N/A	N/A
Individuals	\$129,145.23	61%	\$126,870.23	\$2,275.00	N/A	\$2,275.00	\$126,870.23	N/A	N/A
Out-of-State Organizations	\$10,500.00	5%	\$10,500.00	\$0.00	N/A	\$0.00	\$10,500.00	N/A	N/A
Political Action Committees	\$25,515.00	12%	\$22,315.00	\$200.00	N/A	\$200.00	\$22,315.00	N/A	N/A
Party Committees	\$1,825.00	1%	\$525.00	\$1,300.00	N/A	\$1,300.00	\$525.00	N/A	N/A
Unitemized & Miscellaneous	\$6,719.37	3%	\$4,809.37	\$1,910.00	N/A	\$1,910.00	\$4,809.37	N/A	N/A
Total Contributions	\$211,865.19	100%	\$200,230.19	\$11,635.00	N/A	\$11,635.00	\$200,230.19	N/A	N/A

Number of Candidates	Won	1		1	0		0	1	
	Lost	3		0	3		1	0	
	Total	4		1	3		1	1	

CANDIDATES FOR SECRETARY OF STATE IN-KIND CONTRIBUTIONS

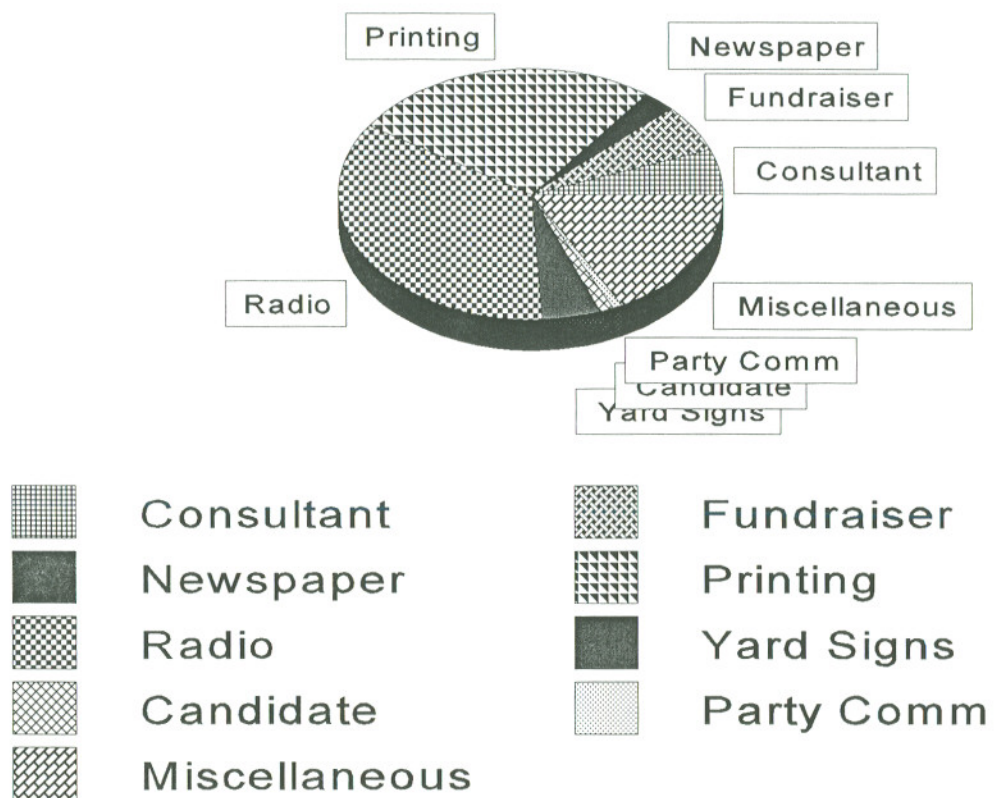


1998 ELECTION CYCLE IN-KIND CONTRIBUTIONS TO SECRETARY OF STATE CANDIDATES

TYPE OF CONTRIBUTOR	CANDIDATE								
	Total Amount	% of Total Contributions	Incumbent	Non-Incumbent	Democrat Incumbent	Democrat Non-Incumbent	Republican Incumbent	Republican Non-Incumbent	Non-Incumbent Libertarian & Independent
Businesses, Corporations, Unions	\$2,986.88	24%	\$1,496.88	\$1,490.00	N/A	\$1,490.00	\$1,496.88	N/A	\$0.00
Candidates/Spouse's Personal Funds	\$0.00	0%	\$0.00	\$0.00	N/A	\$0.00	\$0.00	N/A	\$0.00
Individuals	\$7,800.08	64%	\$7,800.08	\$0.00	N/A	\$0.00	\$7,800.08	N/A	\$0.00
Out-of-State Organizations	\$0.00	0%	\$0.00	\$0.00	N/A	\$0.00	\$0.00	N/A	\$0.00
Political Action Committees	\$196.87	2%	\$196.87	\$0.00	N/A	\$0.00	\$196.87	N/A	\$0.00
Party Committees	\$1,270.64	10%	\$0.00	\$1,270.64	N/A	\$1,270.64	\$0.00	N/A	\$0.00
Unitemized & Miscellaneous	\$0.00	0%	\$0.00	\$0.00	N/A	\$0.00	\$0.00	N/A	\$0.00
Total Contributions	\$12,254.47	100%	\$9,493.83	\$2,760.64	N/A	\$2,760.64	\$9,493.83	N/A	\$0.00

Number of Candidates	Won								
	Lost	1	1	0		0	1		0
	Total	3	0	3		1	0		2
		4	1	3		1	1		2

CANDIDATES FOR SECRETARY OF STATE EXPENDITURES



1998 ELECTION CYCLE EXPENDITURES FOR SECRETARY OF STATE CANDIDATES

TYPE OF EXPENDITURE	CANDIDATE								
	Total Amount	% of Total Expenditures	Incumbent	Non-Incumbent	Democrat Incumbent	Democrat Non-Incumbent	Republican Incumbent	Republican Non-Incumbent	Non-Incumbent Libertarian & Independent
Consultant	\$12,482.00	6%	\$12,482.00	\$0.00	N/A	\$0.00	\$12,482.00	N/A	\$0.00
Fundraiser	\$13,087.00	6%	\$13,087.00	\$0.00	N/A	\$0.00	\$13,087.00	N/A	\$0.00
Newspaper Advertising	\$7,171.00	3%	\$4,871.00	\$2,300.00	N/A	\$2,300.00	\$4,871.00	N/A	\$0.00
Printing, Postage and Distribution	\$55,653.00	26%	\$53,405.00	\$2,248.00	N/A	\$2,248.00	\$53,405.00	N/A	\$0.00
Radio and Television Advertising	\$73,449.00	35%	\$73,449.00	\$0.00	N/A	\$0.00	\$73,449.00	N/A	\$0.00
Yard Signs, Bumper Stickers, etc	\$101,004.00	5%	\$9,037.00	\$1,067.00	N/A	\$1,067.00	\$9,037.00	N/A	\$0.00
Reimbursement to Candidate	\$3,000.00	1%	\$3,000.00	\$0.00	N/A	\$0.00	\$3,000.00	N/A	\$0.00
Party	\$661.00	1%	\$661.00	\$5,904.00	N/A	\$5,904.00	\$661.00	N/A	\$0.00
Miscellaneous	\$36,886.00	17%	\$30,982.00	\$0.00	N/A	\$0.00	\$30,982.00	N/A	\$0.00
Total Expenditures	\$212,493.00	100%	\$200,974.00	\$11,519.00	N/A	\$11,519.00	\$200,974.00	N/A	\$0.00

Number of Candidates	Won								
	Lost	1	1	0		0	1		0
	Total	3	0	3		1	0		2
		4	1	3		1	1		2